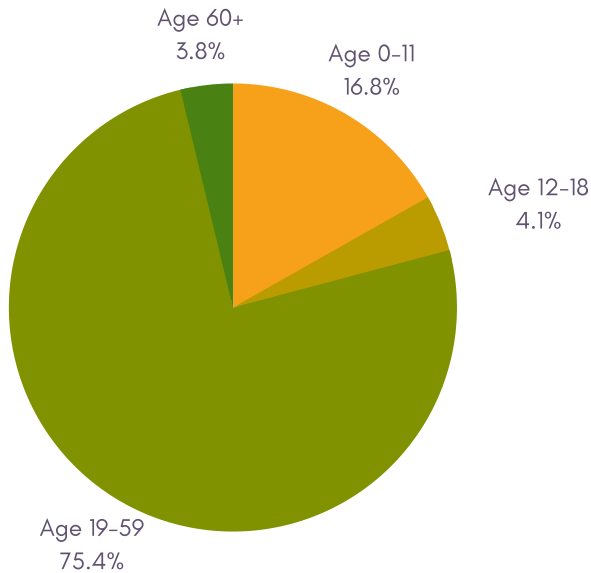


IMPACT REPORT

EVERY WOMAN'S PLACE

2019



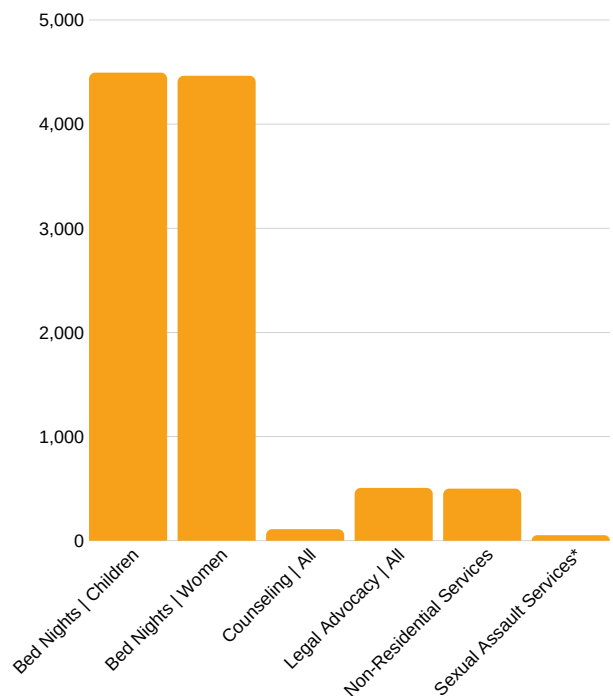
Women in their economic prime are the largest demographic in our shelter

Three out of four women in EWP's shelter are in the prime earning period of their lives, with the capacity to impact our community as employees, as parents engaged in their children's education and as part of the networks that strengthen our community. This is the time for them to establish economic independence for themselves and their children. Choosing this path after facing abuse, economic control by their intimate partner, and violence is a daily challenge.

Chart 1 | Ages of EWP Shelter Clients 2018-2019

400 crisis calls would go unanswered next year, **10** survivors every month would lose access to counseling services, and **500** adults would lack advocacy in the legal system following domestic violence or sexual assault **if EWP did not exist**

Chart 2 | Services Provided Across Agency Programs, 2018-2019



We are working to break the cycle of multi-generational violence

EWP gave **4060** women and **4490** children a safe place to sleep at night last year, when their own homes became danger zones for them. We have guided more than **2000** women toward economic self-sufficiency and empowerment in the last five years, and helped their children heal from the trauma of their experiences, while keeping our doors open for all survivors.





FUND REPORT

MEETING THE NEED

EVERY WOMAN'S PLACE

Our largest donor group is individuals who give an annual gift of up to \$300.

This community has supported EWP for over 40 years. It is normal to face revenue challenges over time, as government funding regulations change and economies undergo transitions. When donors structure their giving to monthly recurring donations, we are better able to weather these shifts and continue services to this community.

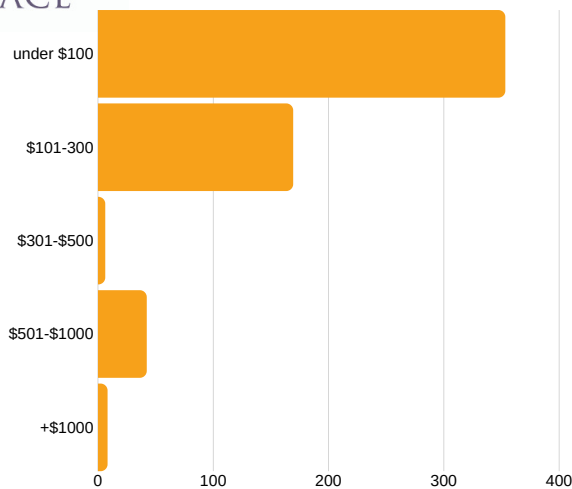


Chart 3 | Gift Ranges 2018-2019

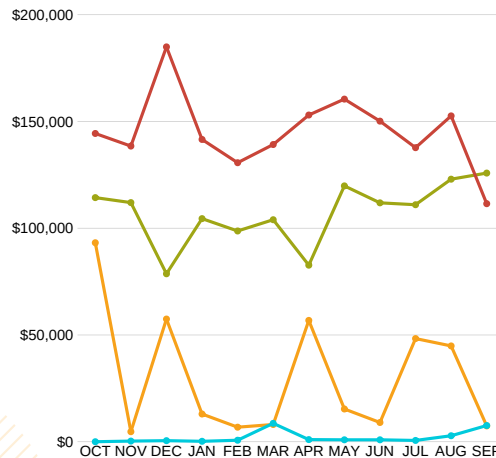


Chart 4 | Inflow- Outflow by Month 2018-2019

- Operating Expenses
- Fundraising Revenue
- Grant Revenue
- Other Revenue

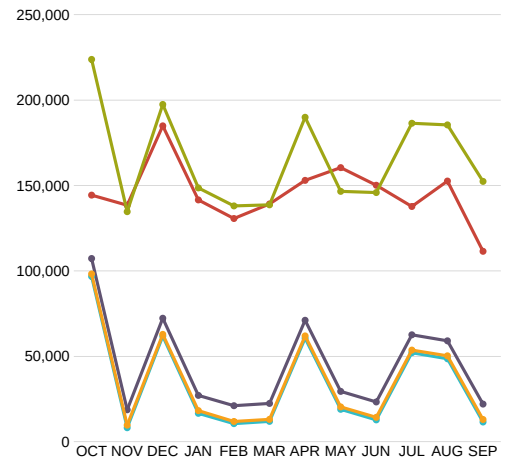


Chart 5 | Anticipated Change through Monthly Giving in 2020

- Operating Expenses
- 200 new donors at \$25/month recurring donation
- 200 new donors at \$35/month recurring donation
- 200 new donors at \$70/month recurring donation
- 500 new donors at \$25/month recurring donation

MEETING OUR PROMISE

We exist because of survivors.
We are here for survivors.

- \$100 to support dating violence prevention and provide resources to parents and teens on healthy relationships
- \$250 to shelter a mother and her children from an abusive intimate partner for a week
- \$500 to keep our crisis line available 24/7 each quarter
- \$1000 each month to field a staff of seven to respond on-site to sexual assault for men, women, and children

42% of Michigan women experience intimate partner violence, rape, or stalking

23% of Michigan men experience intimate partner violence, rape, or stalking